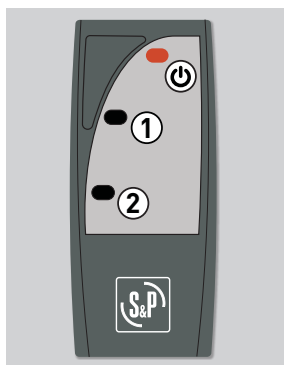




Designed for wall application in commercial environments.

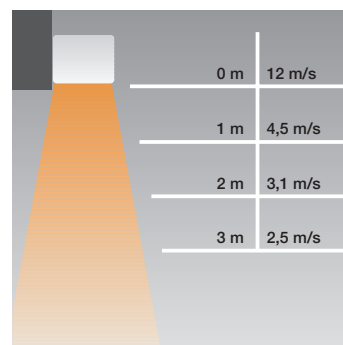
Characteristics

Can be fitted up to height of 3 meters.
Single phase motor with ball bearings and self-resetting thermal protector.
Equipped with centrifugal fans.
Output adjustable deflector.



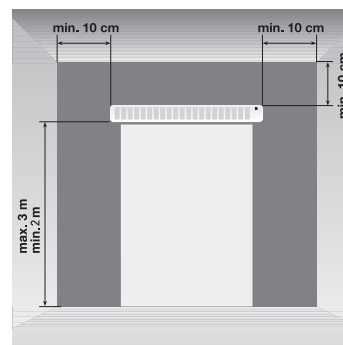
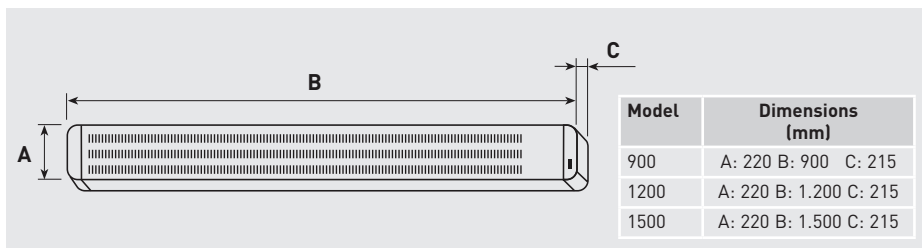
REMOTE CONTROL

- Infrared remote control
 - On/Off button
 - Speed control
- LxWxH (mm): 105x40x15



Air distance/speed

DIMENSIONS (mm)



Installation height

TECHNICAL CHARACTERISTICS

Model	Voltage (50 Hz) (V)	Motor power (W)	Speeds	Airflow (m³/h)		Air output speed* at 0,05 m (m/s)	Sound pressure level** (dB(A))	Abs. current (A)	Weight (kg)	Colour	Speed selector
				Speed							
				High	Low						
CAF-900 M	230	245	2	896	744	13	51,7	1,2A	17	White RAL 9003	Infrared remote control included
CAF-1200 M	230	330	2	1.100	907	12	53,1	1,6A	21	White RAL 9003	Infrared remote control included
CAF-1500 M	230	400	2	1.400	1.160	12	54,7	1,8A	25	White RAL 9003	Infrared remote control included

* Maximum airflow.

** Measured at 3 meters, in free field.